

Troop 8051

There are several ways in which you can make payments on your scout account. Please review the following options:

Cash or Check

Payments can always be made via cash or check. Payments can be given to the Treasurer or Scoutmaster. Make sure you get a receipt.

Venmo

Payments can be made via Venmo to www.venmo.com/u/Troop-Eightyfiftyone or by logging on to the Venmo App and searching for “@Troop-Eightyfiftyone”

IMPORTANT: Make sure you Write a Note that includes your scout’s name and in the message body detail the event you are paying for.

PayPal

The troop uses PayPal to make it easy to send payments to the troop for various troop activities. Sending money to the troop is **free** when you use a PayPal account that is linked to your bank account or has a PayPal balance. When you use a credit or debit card, the cost is 2.9% of the total amount sent plus \$0.30 USD per transaction.

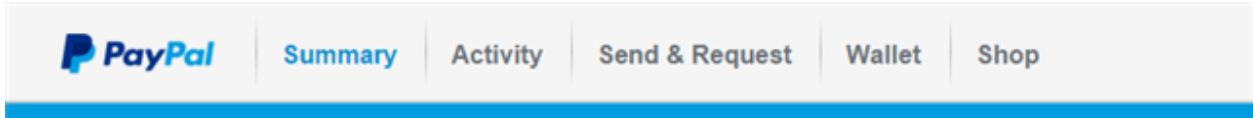
Make sure you are always selecting the “**send money to family or friends**” option to avoid any additional fees. (Any additional fees will be passed on to the payer)

To make it easy for you, and allow us to process your payment correctly please follow the following steps carefully.

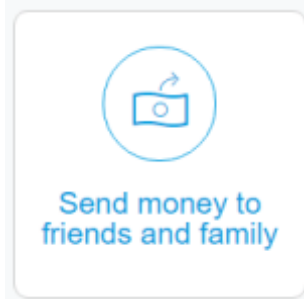
1. **IMPORTANT:** Go to the www.paypal.com website and log in using your PayPal account or sign up for an account first. To eliminate all PayPal fees setup your account to pay using a connection to your bank account. LOG IN before you proceed. Proceeding without logging in first will likely lead to you paying fees.



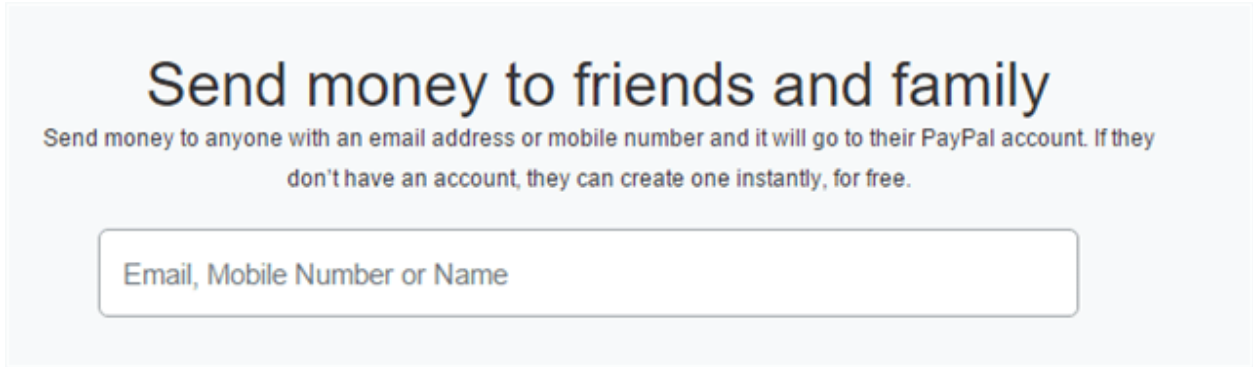
2. Click on the “Send & Request” Tab (Third from left across the top).



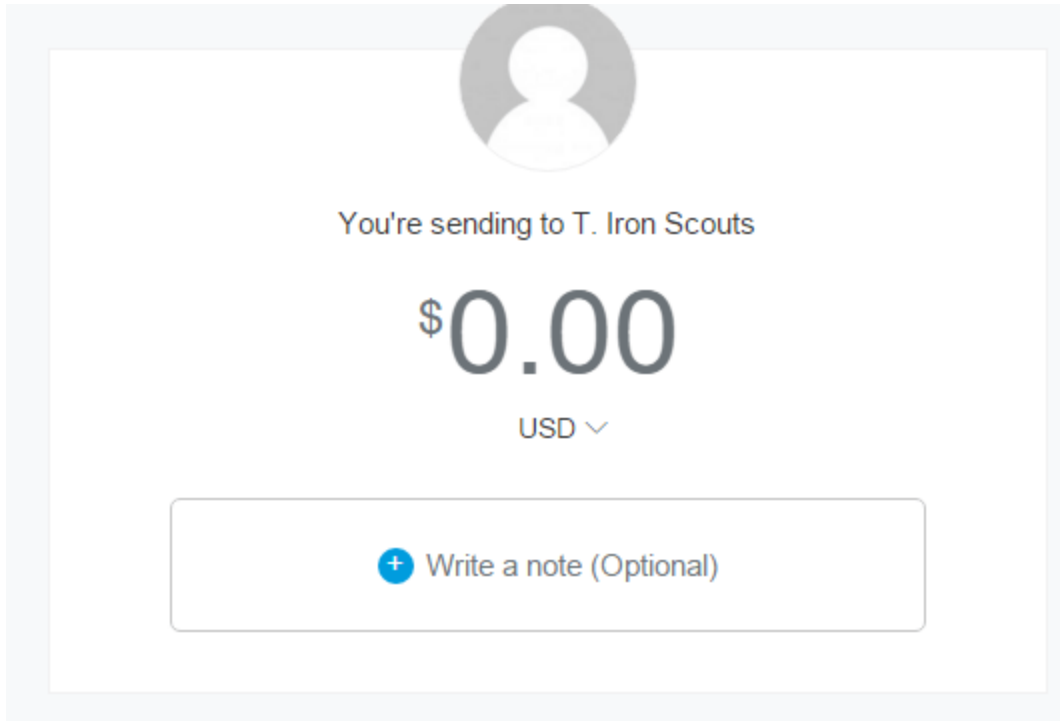
3. On the next screen select “Send Money to Friends and Family”



4. On the next Send Money screen enter in the “To” field: **troop8051@gmail.com** to send the payment to our Troop.



5. On the next screen in the “Amount” field enter in the amount you are paying. **IMPORTANT: Make sure you Write a Note that includes your scout's name and in the message body detail the event you are paying for.** Without this the Treasurer will not know who the payment is for or what event you are paying for. This will cause delays and emails or phone calls. Then click continue and process the payment.



IMPORTANT: Make sure you select the “**Send Money to Friends and Family**”. *If you select “I’m paying for goods or services” you will create a 2.9% plus \$.30 service fee that the troop will be charged. The Troop’s policy is to deduct that amount from your scout’s Scout Shares fund to pay for those fees.*

Also note that *if you have not linked your PayPal account to your bank account or use a PayPal balance* you will be charged a \$1.32 fee. The only way for you not to be charged a fee either by PayPal or the Troop as a result of being charged PayPal fees is to have your PayPal account linked to your bank account or to pay using funds you load on your PayPal Account. Go to PayPal help to learn more about payment options.

- When you get a receipt email, you can print it for your records.
- **IMPORTANT:** Please forward a copy of your confirmation email to the treasurer
- They will mark you off as having paid via PayPal and get final confirmation of receipt from the Treasurer.
- If you have any questions, please contact the **Treasurer** at.